




# Cause & Effect Connects



Cause and Effect Foundation – Early Intervention Service Newsletter

Winter Issue, 2010

**Mission Statement:** To promote maximum skill development of children who have special needs during their preschool years.

## Cause & Effect Foundation

Main Office	403.652.1503
Fax	403.652.1591
<b>Administrative Hours:</b> working from the main office.	
Pam Davis: T/W/Th 9 – 3 p.m.	
Pam: Fridays 9 a.m.-12 p.m.	
Home Office	403.982.1094
Leslie's Mobile:	403.652-6734
Bonnie's Mobile:	403.803.5648



## Contact Information

### Executive Leadership Team:

President: Leslie Carpenter  
403.652.1503

Vice Pres: Bonnie D'Amico  
403.803.5648

Administrator: Pam Davis  
403.982.1094 H. office

### Family Liaison Coordinators:

Foothills: Tanya Potyondi  
403.649.1101

South Calgary/Okotoks: Tina Dawdy  
403.225.0334

South West: Tannis Petursson  
403.225.8996

North West: Dulaine Lough  
403.295.7430

North East: Jo Dee Unger  
403.589.1596

Hearing Impaired: Connie Balerud  
403.652.2693

Bow Valley: Greta Correll  
403.762.2601

## WINTER BLUES?

Hopefully our Cause & Effect Families aren't experiencing any of the WINTER BLUES! If so, let us take this opportunity to warm your heart and lift your spirits!

We are so pleased with the progress we are seeing in the children who are in the Cause & Effect Program. We are experiencing a wonderful year of growing and learning and are thankful that we are on this journey with each of our families.

We trust now that your child's schedule is up and running after the Christmas break that you are starting to see more and more gains. Whether they be big or small; be sure to celebrate each achievement.

Many of you have already been deciding on plans for next Fall which is a very important thing to be doing at this time of the year.

We ask that the families that are returning to Cause & Effect in the Fall of 2010 and have children who

will be four years old, to please register your child in an afternoon Preschool Program to allow room for our new younger children who are joining us in September.

To help the Transition process for those of you who are moving onto ECS, our Cause & Effect Special Education Teachers are available to assist you and answer any questions you may have about designated schools and determining the specific needs of your child. They are available to help guide you as much as possible.

Thank you to all those who attended our Children's New Year's Party. Although we were disappointed to have to cancel our Kids Christmas Party, we do thank each of you that made a special effort to join us for a fun morning. Rick Hertert, one of our Music Specialists, did a marvelous job entertaining us all and his unique warmth and love for children was obvious as he took time to personally draw each child into our fun music & activity time together.



We trust that everything is going fine with your child's program but if you have any concerns and questions at all, please never hesitate to talk to your Family Liaison Coordinator. She is there to support you and your child and desires to see everything functioning to full capacity on your Team.

Special thanks goes to all our Cause & Effect personnel for making this a very successful year. We have an outstanding team of Coordinator's, Teachers, Therapists and Child Development Facilitators and we are so pleased with everyone's efforts in putting forth their own personal excellence in their jobs.

## PROFESSIONAL DEVELOPMENT DAYS



We welcome parents, preschool teachers, Child Development Facilitators and Therapists to attend our in-services. We ask that everyone confirm their attendance with their designated Coordinator one week PRIOR to our PD day. Coordinators will then share their team's attendance with the Administrator so that adequate plans can be made for everyone. While parents are invited to attend we want to remind them that **no child care is provided** at

our PD Day. Our days are typically from 9 a.m. – 3:30 p.m. at Douglasdale Golf Club. Please note that it is mandatory for CDF's to attend these in-services so they will not be available for your child's preschool or in home program on the following days:

- March 3—"Play with a Purpose" presentation by Behavior Strategists, Greta Correll, Carmen Lalonde and Crystal Novak.

- Please note the change of date for our April 28— Team Building Day. It will now be taking place on May 3rd.

We had a terrific attendance and very informative presentation by our Occupational Therapists at our Jan PD day. Thank you so much for coming and special thanks for a job well done to our O.T. Team of presenters.

See you all in MARCH!



## MUSIC & DANCE SESSIONS

OUR MUSIC AND DANCE PROGRAMS HAVE BEEN GOING QUITE WELL SO FAR THIS YEAR. BONNIE

D'AMICO MADE A FIELD TRIP VISIT TO OUR DANCE SESSIONS IN JANUARY AND WAS DELIGHTED TO SEE OUR CHILDREN ENJOYING THE CLASSES.

WE DO WANT YOU TO MAKE EVERY OPPORTUNITY YOU CAN TO ATTEND THESE PROVIDED SESSIONS. SOME OF OUR SESSIONS HAVE EXPERIENCED LOW ATTENDANCE AND THIS WILL IMPACT DECISIONS ON WHETHER OR NOT TO CONTINUE THESE PROGRAMS NEXT YEAR.

**FAMILIES...PLEASE RSVP YOUR ATTENDANCE FOR THESE SESSIONS TO YOUR FAMILY LIAISON COORDINATOR EACH MONTH!** 🎵🎵

WE WELCOME ANY FEEDBACK YOU HAVE ABOUT THESE SESSIONS AS IT WILL ASSIST US IN PLANNING FOR THE COMING YEAR. 🎵🎵

PLEASE EMAIL YOUR COMMENTS TO: [pamcauseandeffect@shaw.ca](mailto:pamcauseandeffect@shaw.ca)

Cause & Effect Connects



We're on the web...

[www.causeandeffectfoundation.com](http://www.causeandeffectfoundation.com)



Reading books aloud to your children stimulates their imagination and expands their understanding of the world. It helps them develop language and listening skills and prepares them to understand the written world.



## Valentine Fun...

### Make Valentine Cookies...

Children love to decorate!  
Mmm... Good!

#### Lovable Cookies

1 20 oz roll refrigerated sugar cookie dough—chilled

1 16 oz can pink frosting (white + red food coloring)

Powdered Sugar

Heart Shape Cookie Cutters –  
1 large & 1 small



### Directions:

Prepare sugar cookies according to the directions on the package for rolled cookies. Cut hearts in the dough using a cookie cutter. Use knife or smaller cookie cutter to cut out a heart in the centre of half the cookies. Place cookies on ungreased cookie sheet. Bake at 350 degrees for 7-9 minutes. You can bake the baby hearts too but for 5 minutes only. Let cool. Spread each big solid cookie with frosting and top with a cut-out cookie. Sprinkle with powdered sugar. Yummy!



**Reminder:** if you have any change of contact information please send it to Pam at [pamcauseandeffect@shaw.ca](mailto:pamcauseandeffect@shaw.ca)



We don't want you missing out on any important information or correspondence! ☺



### Charitable Status

Remember that we can receipt you for any charitable donations you give to Cause & Effect Foundation.




For more info: Lynzie Pilfold  
[lpilfold@shaw.ca](mailto:lpilfold@shaw.ca)

## Resources on the WEB:



Everything from coloring pages, bingo dauber pages, crafts, games and more...

- <http://www.coloring-page.com/valentine.html>
- <http://www.dltk-holidays.com>
- <http://www.nickjr.com/games/index.jhtml>
- <http://disney.go.com/preschool>
- <http://www.fisher-price.com>
- <http://www.education.com/worksheet/article/rhyme-connection-24/>
- <http://www.tlsbooks.com/preschoolshapes.htm>
- [http://www.kidzone.ws/prek\\_wrksht/index.htm](http://www.kidzone.ws/prek_wrksht/index.htm)
- <http://www.printactivities.com/Tracing.html>
- <http://www.softschools.com/grades/prek.jsp>




## REMINDERS: TO DO LIST


- ~ WHAT A DELIGHT IT HAS BEEN HAVING YOU ON BOARD WITH CAUSE & EFFECT THIS YEAR! WE LOOK FORWARD TO THE COMING YEAR WITH MANY OF YOU & WANT TO REMIND YOU TO PLEASE REGISTER YOUR CHILD IN AN AFTERNOON PRESCHOOL PROGRAM, IF YOUR CHILD WILL BE 4 YEARS OLD IN THE FALL. THIS WILL OPEN UP THE MORNING POSITIONS FOR OUR NEW, YOUNGER CHILDREN. PLEASE PASS ON THE DETAILS OF YOUR PRESCHOOL PROGRAM AND TIME TO YOUR FAMILY LIAISON COORDINATOR
- ~ ECS CHILDREN... AS SOON AS YOU KNOW WHAT SCHOOL YOUR CHILD IS ATTENDING IN THE FALL OF 2010, PLEASE GIVE THE INFORMATION TO YOUR COORDINATOR & TEACHER SO THEY CAN SET UP A TRANSITION IPP MEETING WITH THE SCHOOL. WE TRY OUR BEST TO ACCOMMODATE A MEETING WITH THE NEW SCHOOL YOUR CHILD IS MOVING TO IN THE FALL.

## The Fun Never Ends...

- ~ Make a Spring Collage using pastel colored tissue paper.
- ~ Children can make feather art by using feathers instead of paint brushes.
- ~ Children can paint rocks like ladybugs using black and red paint.
- ~ For a large muscle activity have your child imitate caterpillar movements.
- ~ Children love to make music—make egg shakers by putting rice in plastic eggs. Seal them well!
- ~ Make a Touchy Feely Box: Hide smooth and rough objects in a box. Have children grab one item at a time and see if they can guess what they are before they pull them out of the box/bag. Ex: rocks, sea shells, sandpaper, erasers, feathers, etc.
- ~ Make WAVE BOTTLES: Put 1/2 cup of oil into a bottle, add blue colored water.
- ~ Children can make 'snow pictures' by using shaving cream on a large cookie sheet. Add food coloring for colorful art for spring themes.
- ~ Humpty Dumpty Rhyme & Activity: With your child, glue egg shells on an egg shaped piece of paper and then draw Humpty's face!
- ~ Pick a Family Games Night—board games, card games or even make your own crafts and activities.
- ~ Add rock salt to playdough for more textured sculpting.

Get those bingo daubers out & have some fun!!!!






# Valentine's Day Maze

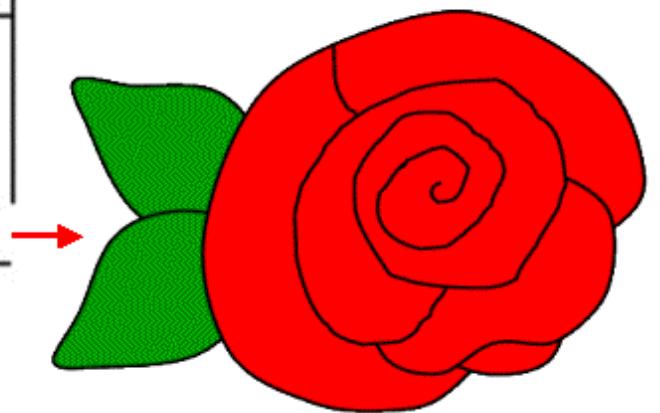
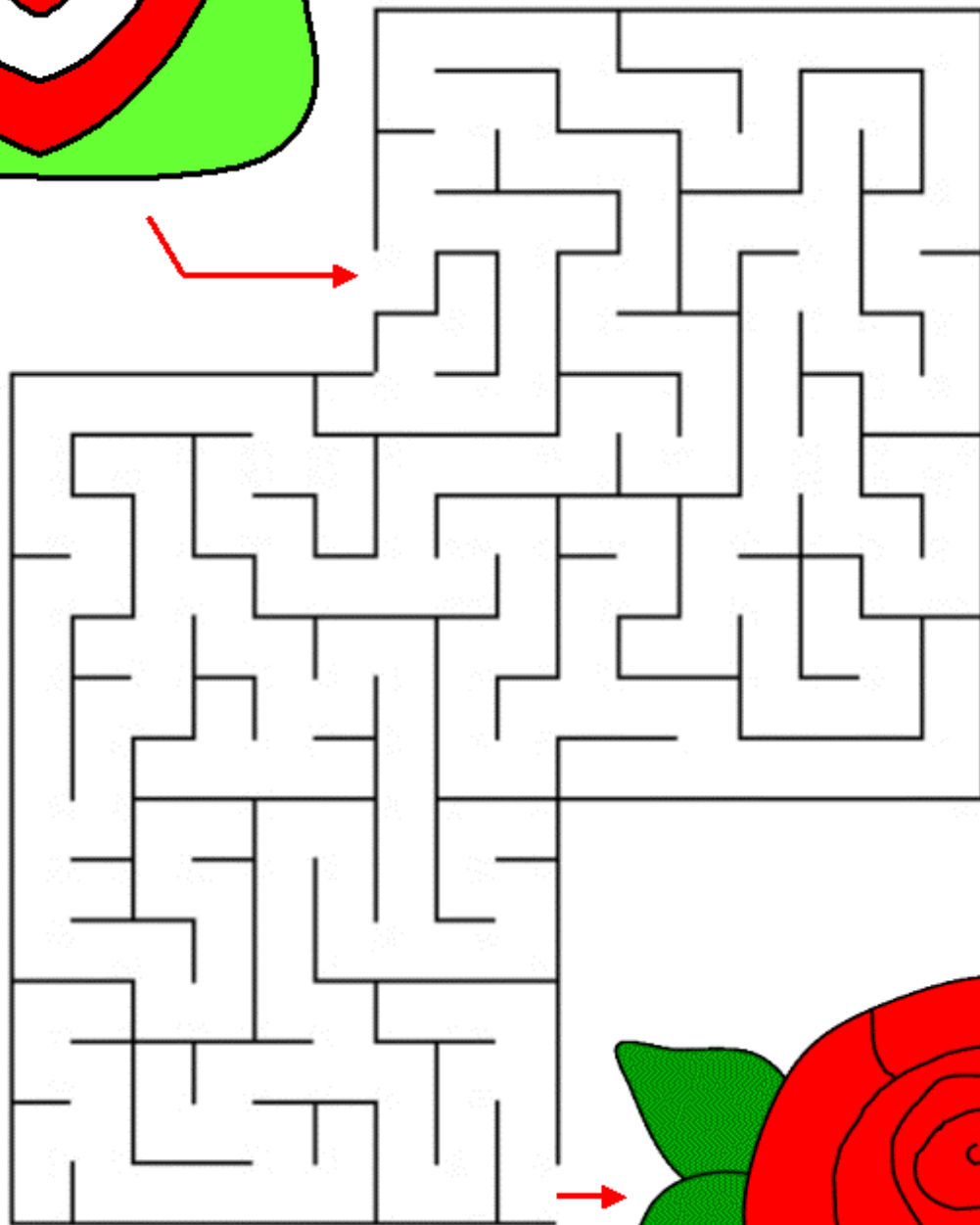



Help the dragonfly find his friends.




# Valentine's Day Maze

Help the snail find the rose garden.




Valentine Card Fun ~ Print & Cut out!

Have Tonnes of Fun  
on Valentine's Day!




Have Tonnes of Fun  
on Valentine's Day!



Have Tonnes of Fun  
on Valentine's Day!





Have Tonnes of Fun  
on Valentine's Day!




Valentine Card Fun ~ Print & Cut out!

Somebody Wuffs You! Friends Forever!



Somebody Wuffs You! Share a Hug!



# Valentine's Day "Draw the Details" Pages

These pages are a step up from the basic coloring page -- they allow children to draw the face (and other details like hearts, buttons and buckles) on basic Valentine's Day characters.

## Materials:

- printer
- paper
- something to draw with (marker, paint or pencil crayon work well)
- something to color with
- Optional: wiggly eyes (eyes); pom poms (noses or buttons); wool, string or ribbon (hair)  
Heart stickers can be fun to add for decorations too!

